



FAKULTÄT FÜR
INFORMATIK

Welcome DKE & DE Master Students

Who am I?

Claudia Krull

- PD at the group
Simulation and Modelling
- International Student Coordinator

Vita:

- Computer Science Diplom 2003
- PhD in 2008, Habilitation 2021

Contact:

- claudia.krull@ovgu.de



Studying a Masters Degree

We are preparing you for independent scientific work!

We expect you to be able to do the following:

- Find your personal area of interest
... and choose your courses accordingly
- Motivate yourself to work on the material
- Prepare thoroughly for classes and exams
- Acquire preliminary knowledge and skills you are lacking
- Ask, if something is unclear
BUT! Carefully read the webpages provided before asking
- State your honest opinion, when you are asked
- Disagree with your lecturer, when appropriate
- Program, or learn how to do it a.s.a.p.!

Courses and Modules

How to choose courses?

- Check your *Study & Examination Regulations* to find out how many courses in which areas you need
- Check the *Module List & Module Handbook* for assignments of courses to areas
Study documents: <https://tinyurl.com/yxa3tdqk>
- Check the LSF for available courses lsf.ovgu.de
- Also pay attention to: language, prerequisites, schedule

How to register for courses?

- USUALLY – Not at all, most of the time
CURRENTLY – Mostly through LSF, for first contact and information (or elearning, email, etc.)
- Find registration information in LSF or on course website
- You however **MUST** register for exams!

Taking Exams

What type of exams are there?

- Written examination *„schriftliche Prüfung“*
- Oral examination *„mündliche Prüfung“*
- Presentation *„Referat“*
- Report *„Hausarbeit“*
- Scientific Project *„Wiss. Projekt“*

Important:

- Register in time / within the registration period
- If you fail, you can repeat an exam at most twice
- If you fail an exam a third time, you fail your studies
- You **MUST** repeat any exam you started until pass/fail
- You can drop **ONE** exam that you have started and not finished yet

Recording of Lectures is illegal

Without the explicit consent of the presenter, recording a presentation, lecture or talk is illegal. Passing it on to others and publishing it on the internet is also illegal.

Both are punishable by law!

Reasons:

- Copyright (*Urheberrecht*, UrhG)
- Personal Rights, more specifically, the right to determine who hears what I am saying. (*Recht am gesprochenen Wort*, BGB, StGB)
- Personal Rights, Right to your own picture. (*Recht am eigenen Bild*, BGB, StGB)

More information:

- https://verwaltung.uni-koeln.de/stabsstelle02.3/content/einzelthemen/vorlesungen_aufzeichnen/



Building and Lab Code of Conduct

Our students have 24 / 7 access to our faculty building

- DO NOT give access to unauthorized persons
- After 11pm / on weekends, inform university security

No food or drinks in the labs. That being said...

- Throw away your empty boxes / cans / coffee cups
- Do NOT build towers on trashcans!
- Put pizza cartons in outside trash bins


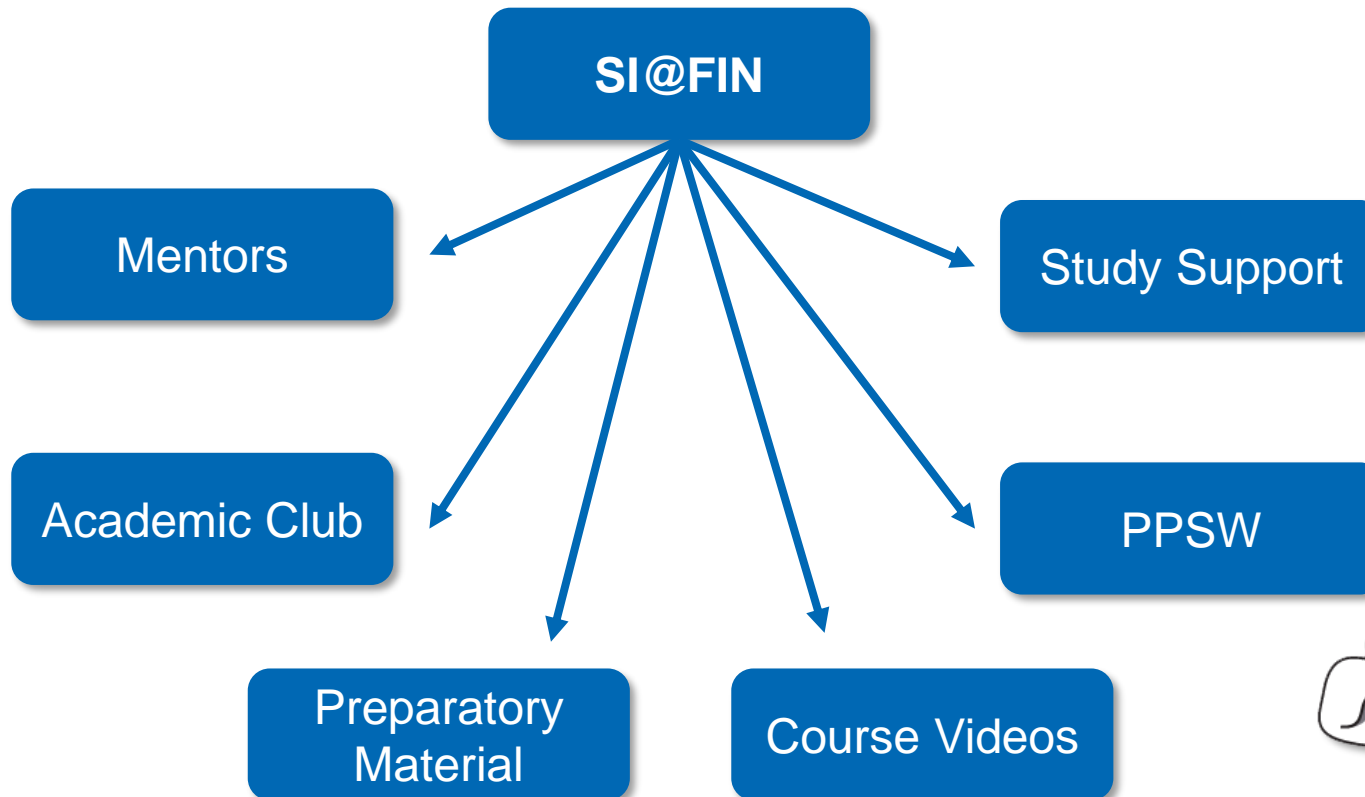
Leave the labs in orderly condition!

Lab Computers ...

- May be in use, even though noone is sitting there. Are used for teaching purposes.
- Do not unplug: Mouse or keyboard, Monitor, Power supply cable

Support Internationals @ FIN

Project at the faculty of computer science, combining efforts to assist international students at all levels



Soft Skill Courses for Masters

Principles and Practices of Scientific Work & Soft Skills

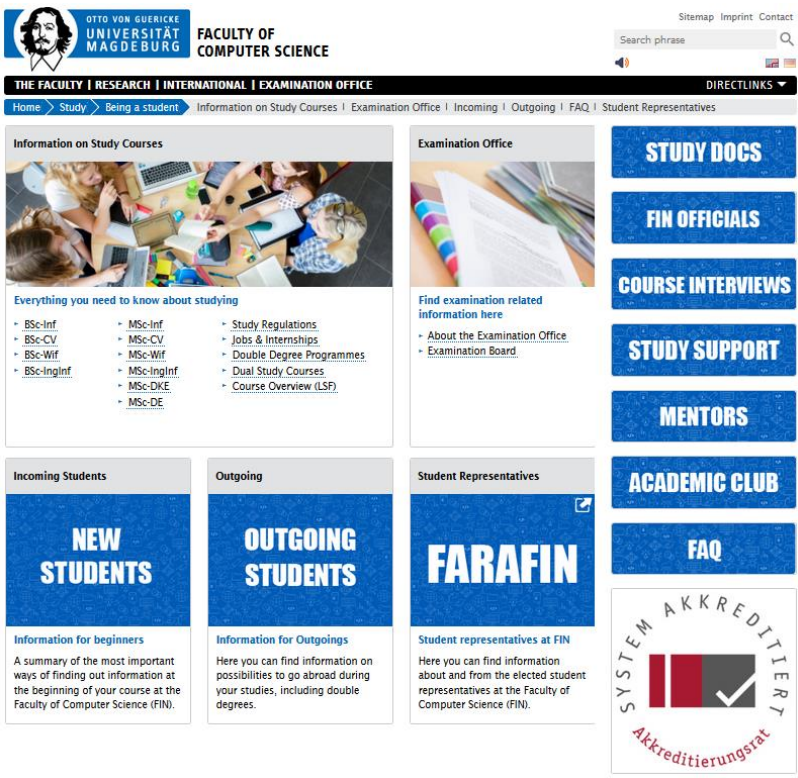
- Crash Course on Scientific Work and Soft Skills for all international Master Students in English!
- 3 CP for Fundamentals (DKE) or Human Factors (DE)
- **Summer term course**
- Responsible: Dr. Claudia Krull & Temitope Akinloye

Scientific Writing Seminar

- Rules and skills required for academic writing
- 6 CP for Applied Data Science (DKE) , Human Factors or Technical Specialization (DE)
- **Winter term course**
- Responsible: Temitope Akinloye

Find Further Information Online ...

www.inf.ovgu.de/inf/en/Study/Being+a+student.html



The screenshot shows the homepage of the Faculty of Computer Science at Otto von Guericke University Magdeburg. The header includes the university logo and navigation links: THE FACULTY | RESEARCH | INTERNATIONAL | EXAMINATION OFFICE. A search bar and utility links (Sitemap, Imprint, Contact) are also present. The main content area is divided into several sections:

- Information on Study Courses:** A list of programs including BSc-Inf, BSc-CV, BSc-Wif, BSc-IngInf, MSc-Inf, MSc-CV, MSc-Wif, MSc-IngInf, MSc-DKE, and MSc-DE. It also lists Study Regulations, Jobs & Internships, Double Degree Programmes, Dual Study Courses, and Course Overview (LSP).
- Examination Office:** A section for finding examination-related information, including details about the Examination Office and the Examination Board.
- Vertical Navigation Menu:** A column of blue buttons for STUDY DOCS, FIN OFFICIALS, COURSE INTERVIEWS, STUDY SUPPORT, MENTORS, ACADEMIC CLUB, and FAQ.
- Horizontal Navigation Menu:** A row of blue buttons for INCOMING STUDENTS, OUTGOING STUDENTS, and STUDENT REPRESENTATIVES.
- NEW STUDENTS:** Information for beginners, including a summary of important ways to find information at the start of a course.
- OUTGOING STUDENTS:** Information for students going abroad, including double degrees.
- FARAFIN:** Student representatives at FIN, providing contact information for elected representatives.
- AKKREDITIERUNGSRAT:** A logo for the Accreditation Council (System Akkreditiert).



The screenshot shows the 'Being a student' page on the Faculty of Computer Science website. The header is similar to the homepage but includes a 'Home > Study > Being a student > Incoming' breadcrumb trail. The main content area is organized into a grid of blue boxes:

- Interactive Map:** A 'START HERE!' button with a 'GO!' sign icon.
- Important Documents:** A list of documents including Slides of International Masters Students Welcome Presentation Summer 2020, Video Recording of 2020 Welcome presentation for International Master Students, Introduction to DKE Summer 2020, Video Recording 2020 DKE Introductory Slides, Introduction to DE Summer 2020, Mentoring Coordination E-Learning Page, and The Modulkatalog 2019 Winter Semester.
- IKUS:** 'YOUR FIRST STEPS' button with footprint icons. Information about Accommodation, Health insurance, and Visa extension.
- Faculty:** 'KNOW YOUR FACULTY' button with a person icon. Links to a list of professors and their working groups.
- Courses Introduction:** 'PREPARE FOR THE COURSE' button with a stack of books icon. Video introductions to lecturers and insights into different courses.
- Academic Integration to FIN:** 'INTEGRATE @FIN' button with puzzle pieces icon. Information on codes of conduct to be followed at university and insights into studying at FIN.
- Mentors:** 'GET ASSISTED BY PEERS' button with two people icon. Information on the FIN mentoring program and first point of contact for international students.
- FIN Officials:** 'GET ASSISTED BY OFFICIALS' button with a person icon. List of various officials set up for assisting and supporting international students.
- Support International students at FIN:** 'SI@FIN' button with a speech bubble icon. Information on various initiatives developed for international students.
- FAQ for new students:** 'FAQ' button with a question mark icon. List of frequently asked questions related to academic life.
- Important Links:** A list of links for M-DKE (video), M.Sc. DE (video), M-DKE (link), and M.Sc. DE (link).

www.inf.ovgu.de/inf/en/Study/Being+a+student/Incoming.html

Mentoring

Farafin (faculty student council) has a mentoring program for international Masters

- We have a group of students from both courses, who study the same thing you do, and have been here for at least 1 Semester.
- The mentors organize several (online) events throughout the semester.
- They are your most important source of information.
- You can get into contact with your Mentors online
 - www.inf.ovgu.de/inf/en/Study/Being+a+student/Incoming/Mentors.html
 - erstsemester.farafin.de/was-ist-das-mentoring

Have a question?
Want to be understood?
Don't like something?

Ask...
Explain...
Say it...

Now you can check out the
introductory presentation for your
study program